

## FOLLOW US



Like us on  
Facebook

twitter 



[www.ridexperience.com](http://www.ridexperience.com)



[www.metzelermaps.com](http://www.metzelermaps.com)

[www.metzelmoto.co.uk](http://www.metzelmoto.co.uk)

**METZELER** 

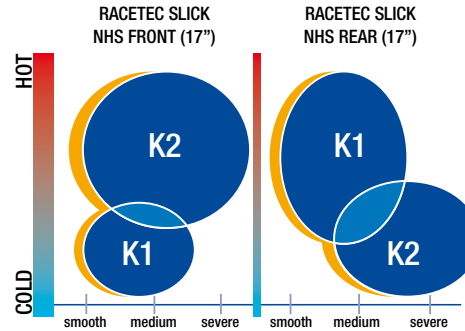
**RACING  
TYRES  
2011**

**METZELER**   
ALWAYS TWO WHEELS AHEAD



## Hints and advice

- Check inflation pressures before riding, always when tyres are cold.
- Always use recommended size, oversizing can impair handling and grip.
- Always rebalance wheel when new tyres are fitted.
- Never ride fast on cold tyres. Apart from the safety aspect, tyres can experience 'cold tearing' which will greatly impair tyre performance and cause undue wear.
- Racing tyres work best at high temperatures (50° - 80° Celsius) always pre heat racing tyres or ride carefully until tyres are warm.
- Always "break in" new racing tyres by gradually increasing lean angles until both sides of tyres are completely scrubbed in before racing speeds are reached.
- The use of tubes in racing tyres is not permitted.
- Never repair damaged tyres, all punctured tyres should be replaced.
- Never use puncture sealant.
- Do not use any solvents to clean or buff tyres.
- Store tyres carefully, avoid cold conditions below 8° Celsius.



**Note:** Temperature information is measured on track surface. Compound choice can vary depending on bike setup and riding style. Please check with your dealer or racing service.

<b>METZELER</b>		<b>RIM recommended (inches)</b>	<b>WIDTH mm (inches)</b>	<b>DIAMETER centre mm (inches)</b>	
<b>RACETEC SLICK</b>					
<b>D R Y</b>	17"	front 120/70 R17	3.50	119 (4.68)	600 (23.62)
		rear 180/55 R17	5.50	181 (7.12)	641 (25.23)
		rear 190/55 R17	6.00	195 (7.67)	652 (25.67)
<b>RACETEC SLICK COMPK</b>					
<b>S L I C K</b>	17"	front 120/70 R17	3.50	119 (4.68)	600 (23.62)
		rear 180/55 R17	5.50	181 (7.12)	641 (25.23)
		rear 190/55 R17	6.00	195 (7.67)	652 (25.67)
<b>RACETEC INTERACT</b>					
<b>D R Y</b>	17"	front 120/70 ZR17	3.50	119 (4.68)	600 (23.62)
		rear 180/55 ZR17	5.50	184 (7.24)	641 (25.23)
		rear 180/60 ZR17	5.50	193 (7.60)	656 (25.83)
		rear 190/55 ZR17	6.00	191 (7.51)	652 (25.67)
<b>RACETEC WET</b>					
<b>I N T E R M</b>	17"	front 120/70 R17	3.50	120 (4.72)	595 (23.42)
		rear 190/60 R17	5.50/6.00	194 (7.64)	652 (25.67)
<b>RACETEC RAIN</b>					
<b>R A I N</b>	17"	front 120/70 R17	3.50	121 (4.76)	600 (23.62)
		rear 180/55 R17	5.50	181 (7.12)	641 (25.23)
		rear 190/60 R17	5.50/6.00	195 (7.67)	650 (22.59)

The cold and hot pressures indicated are meant exclusively for Racetrack usage. For on road usage please refer to bike manufacturer's user manual.

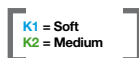
<b>DIAMETER shoulder mm (inches)</b>	<b>COLD PRESSURE recommended range (w/o warmers) bar (psi)</b>	<b>HOT PRESSURE recommended range (after warmers) bar (psi)</b>	<b>WARMERS usage °C (°F)</b>
<b>RACETEC SLICK</b>			
497 (19.56)	2.1/2.2 (31/32)	2.2/2.4 (32/35)	40 < > 50 mins. @ 70-80°C (158-176°F)
527 (20.75)	1.7/1.9 (25/28)	1.8/2.0 (26/29)	
527 (20.75)	1.7/1.9 (25/28)	1.8/2.0 (26/29)	
<b>RACETEC SLICK COMPK</b>			
497 (19.56)	2.1/2.3 (31/33)	2.3/2.5 (33/36)	40 < > 50 mins. @ 70-80°C (158-176°F)
527 (20.75)	1.8/2.0 (26/29)	1.9/2.1 (28/31)	
527 (20.75)	1.8/2.0 (26/29)	1.9/2.1 (28/31)	
<b>RACETEC INTERACT</b>			
497 (19.56)	2.0/2.2 (29/32)	2.1/2.4 (30/35)	40 < > 50 mins. @ 70-80°C (158-176°F)
527 (20.75)	1.7/1.9 (25/28)	1.8/2.0 (26/29)	
527 (20.75)	1.7/1.9 (25/28)	1.8/2.0 (26/29)	
527 (20.75)	1.7/1.9 (25/28)	1.8/2.0 (26/29)	
<b>RACETEC WET</b>			
488 (19.21)	2.1/2.3 (31/33)	2.2/2.4 (32/35)	40 < > 50 mins. @ 70-80°C (158-176°F)
522 (20.55)	1.7/1.9 (25/28)	1.8/2.0 (26/29)	
<b>RACETEC RAIN</b>			
497 (19.56)	2.3 (34)	2.4 (35)	20 < > 30 mins. @ 40-50°C (104 - 122°F)
527 (20.75)	2.0 (29)	2.1 (31)	
523 (20.59)	2.0 (29)	2.1 (31)	



## Racetec Slick

### NHS competition tyres developed for racetrack use

- Front tyre contour developed for fast handling, easy and precise turn-in and trajectory stability
- Specific rear tyre contour engineered for the high performance of modern hyper sport bikes supporting full power acceleration
- Different compounds specifically developed for best adaptability to different conditions, always ensuring premium grip



FRONT	
SIZE	PATTERN
17" 120/70 R 17 NHS TL	Racetec Slick Front K1
120/70 R 17 NHS TL	Racetec Slick Front K2

REAR	
SIZE	PATTERN
17" 180/55 R 17 NHS TL	Racetec Slick K2
190/55 R 17 NHS TL	Racetec Slick K1
190/55 R 17 NHS TL	Racetec Slick K2

TL = Tubeless; NHS = Not for Highway Service

## Racetec Slick CompK

### NHS tyres for amateur racing and competition preparation

- New "CompK" version with higher duration compound for increased enjoyment and time on racetrack

REAR	
SIZE	PATTERN
17" 120/70 R 17 NHS TL	Racetec Slick Front CompK

FRONT	
SIZE	PATTERN
17" 180/55 R 17 NHS TL	Racetec Slick CompK
190/55 R 17 NHS TL	Racetec Slick CompK



## Racetec WET (Intermediate)

### NHS competition tyre specifically developed for wet conditions

- Proven tread pattern design combined with latest generation High-Silica compound for outstanding grip in wet
- Specific tyre contour for great contact feeling, ensuring great stability and feedback when braking entering into corners
- Overall tyre performance tuned on racetrack fitting the needs of all categories' bikes, from SBK to Super sport



FRONT	
SIZE	PATTERN
17" 120/70 R 17 NHS TL	Racetec Wet Front

REAR	
SIZE	PATTERN
17" 180/55 R 17 NHS TL	Racetec Wet

TL = Tubeless; NHS = Not for Highway Service



## Racetec Rain

### NHS competition tyre designed for wet competitions

- Blocked tread pattern design, developed with a completely new specification and an updated compound ideal for usage on Supermotard
- Latest generation of Silica compounds for faster warm-up, great water absorption ensuring great grip and traction
- New stripe tread pattern design designed for improved water drainage and contact feeling at all lean angles



FRONT	
SIZE	PATTERN
17" 120/70 R 17 NHS TL	Racetec Rain Front K1

REAR	
SIZE	PATTERN
17" 160/60 R 17 NHS TL	Racetec Rain K1 BLOCK
180/55 R 17 NHS TL	Racetec Rain K2
190/60 R 17 NHS TL	Racetec Rain K1
190/60 R 17 NHS TL	Racetec Rain K2

Supermoto oriented application - Block pattern

TL = Tubeless NHS = Not for Highway Service





## Racetec SM K1, K2

“Supersmoto” specialised tyre of the Racetec line. Advanced racing compounds and new profile for the most effective straight or sideways riding

- Brand new compounds more adaptable to different racetrack conditions: progressive sliding with excellent traction
- Carcass tuned for predictability both on road as well as off road, with excellent self-damping
- Profile re-designed for ease of Supersmoto style riding; quick direction changes and superior contact feeling and confidence in drift position



### FRONT

SIZE	PATTERN
16.5" 125/80 R 420 NHS TL	Racetec SM Front K1
125/80 R 420 NHS TL	Racetec SM Front K2
17" 125/80 R 17 NHS TL	Racetec SM Front K1
125/80 R 17 NHS TL	Racetec SM Front K2

### REAR

SIZE	PATTERN
17" 165/55 R 17 NHS TL	Racetec SM K1
165/55 R 17 NHS TL	Racetec SM K2

TL = Tubeless; NHS = Not for Highway Service

**K1 = Cold, dirt track**  
**K2 = Warm, clean track**



## Racetec K0, K1, K2

With Interact™ Technology  
Latest patented technology solution for Pure Race Time

- Variable steel string winding tension for modular behaviour from crown to shoulder maximising footprint area at different lean angles without discontinuity
- New generation of low thermo plasticity compounds for faster and homogeneous warm up and higher grip in every race situation
- New compact tread pattern design to reduce tearing and control progressively the distribution of land / sea ratio (patented) for linear ride at every lean angle
- Wide range of compounds precisely tuned for specific weather and surface conditions, ensuring always the right choice from professional races to racing for fun



### FRONT

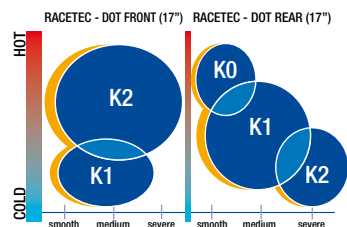
SIZE	PATTERN
17" 120/70 ZR 17 M/C 58W TL	Racetec INT Front K1
120/70 ZR 17 M/C 58W TL	Racetec INT Front K2

### REAR

SIZE	PATTERN
17" 180/55 R 17 M/C 73V TL	Racetec INT K0
180/55 ZR 17 M/C 73W TL	Racetec INT K1
180/55 ZR 17 M/C 73W TL	Racetec INT K2
180/60 R17 M/C 75V K0	Racetec INT K0
180/60 R17 M/C 75V K1	Racetec INT K1
180/60 R17 M/C 75V K2	Racetec INT K2
190/55 R 17 M/C 75V TL	Racetec INT K0
190/55 ZR 17 M/C 75W TL	Racetec INT K1
190/55 ZR 17 M/C 75W TL	Racetec INT K2

TL = Tubeless

**K0 = Supersoft**  
**K1 = Soft**  
**K2 = Medium**



**Note:** Temperature information is measured on track surface. Compound choice can vary depending on bike setup and riding style. Please check with your dealer or racing service.

